

# Executive Summary (History)



## Sample Report Set

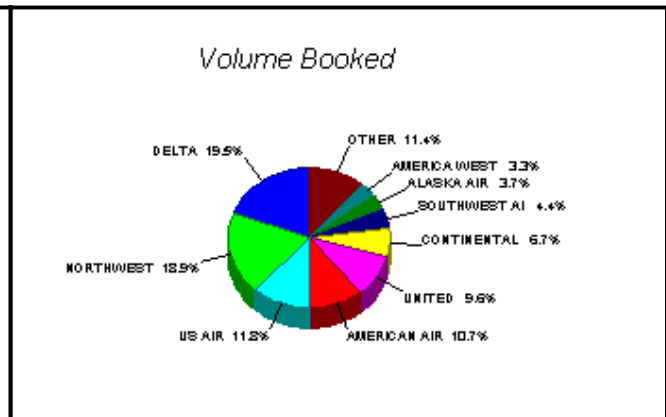
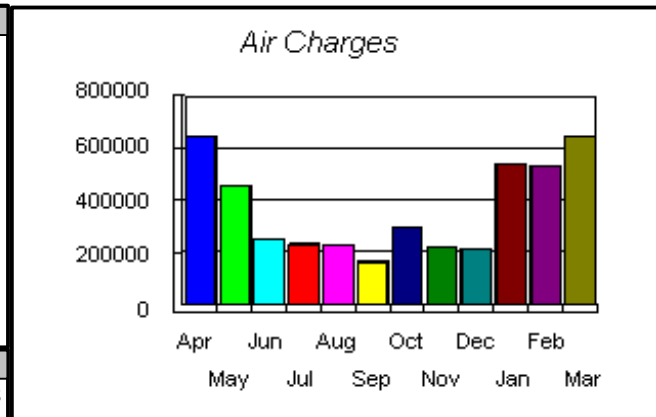
Report Parameters: Customer # = '1115','1020','1260','1240'

Invoice dates from 03/01/2002 to 03/31/2002

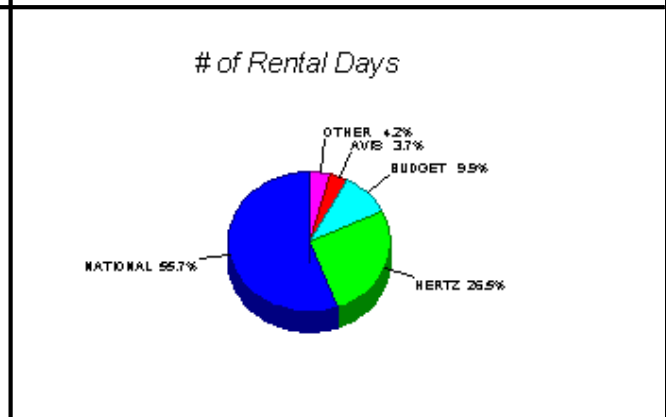
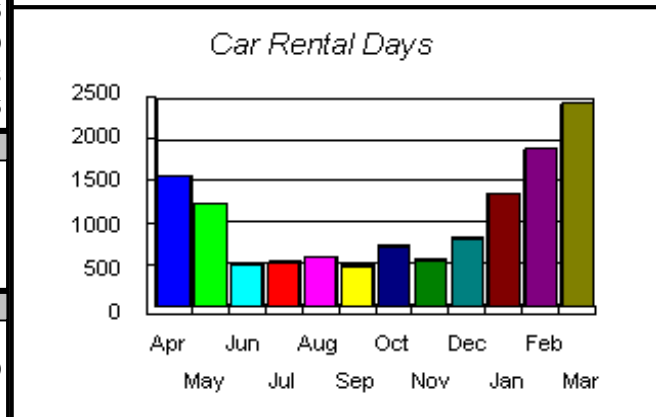
Invoice dates from 04/01/2001 to 03/31/2002

Invoice dates from 03/01/2002 to 03/31/2002

Air Charges Summary	Totals	% of Total
Transactions - Invoices:	1455	95.4 %
Credits:	70	4.6 %
Total Transactions:	1525	
Net # of Trips:	1385	
		<b>Averages</b>
Air Charges:	\$641,781.80	\$463.38

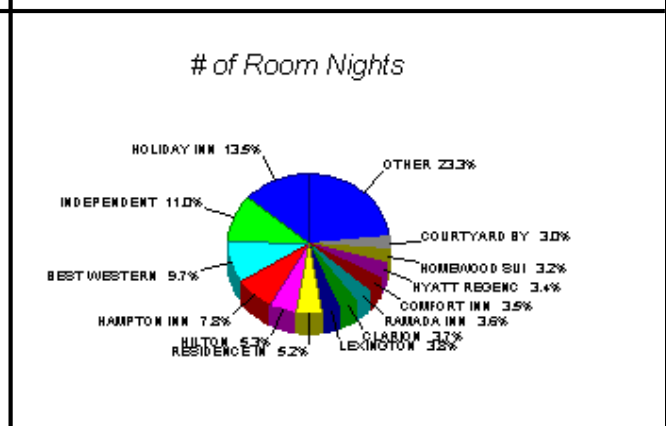
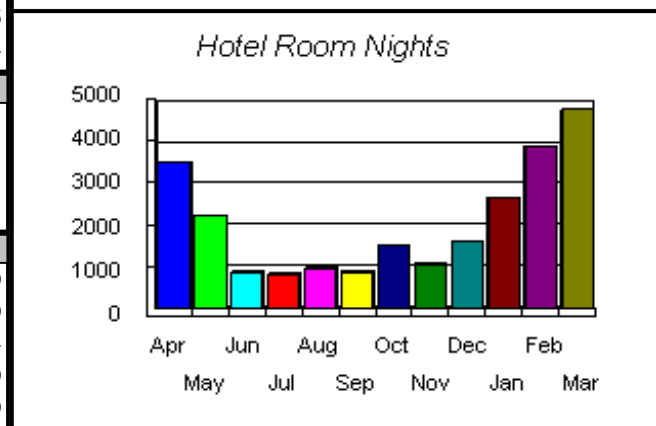


Top 5 City Pairs	# of Segs	Amount
Baltimore<->Cleveland	61	\$3,991.28
Detroit Metro<->Richmond	37	\$9,265.36
Baltimore<->Detroit Metro	36	\$5,917.40
Bellingham<->Seattle Tacom	32	\$1,800.78
Richmond<->Ft Myers	30	\$7,704.66



Car Rental Summary	Totals	Averages
# of Cars Rented:	629	
# of Days Rented:	2419	3
Cost (Booked Rate):	\$123,828.44	\$49.81
Cost per Day:	N/A	\$51.57

Top 5 Car Rental Cities	# of Days	Amount
DETROIT METRO, MI	215	\$11,278.65
FT MYERS, FL	176	\$6,944.40
PHOENIX, AZ	71	\$3,472.61
BALTIMORE, MD	69	\$3,574.36
ATLANTA, GA	66	\$4,049.34



Hotel Bkng Summary	Totals	Averages
# of Bookings:	1266	
# of Nights Booked:	4751	3
Cost (Booked Rate):	\$97,040.45	\$100.59
Cost per Night:	N/A	\$97.92

Top 5 Hotel Cities	# of Days	Amount
WARREN, MI	185	\$15,941.00
CHICAGO, IL	161	\$1,831.00
PUNTA GORDA, FL	148	\$11,091.84
SALT LAKE CITY, UT	135	\$0.00
LOS ANGELES, CA	122	\$0.00